




Unit	External Materials	Floor Area	
		m <sup>2</sup>	sqf
1	Brick, Boarding, Plain tile roof	183.2	1971
2	Brick, Boarding, Tile Hanging, Plain Tile Roof	192.3	2069
3	Brick, Boarding, Slate Roof	180.8	1946
4	Brick, Boarding, Plain Tile Roof	179.8	1935
5	Brick, Boarding, Slate Roof	95.6	1029
6	Brick, Boarding, Slate Roof	80.0	861
7	Brick, Boarding, Slate Roof	95.6	1029
8	Brick, Boarding, Slate Roof	95.6	1029
9	Brick, Boarding, Slate Roof	80.0	861
10	Brick, Boarding, Slate Roof	95.6	1029
11	Brick, Boarding, Plain Tile Roof	179.8	1923
12	Brick, Tile Hanging, Plain Tile Roof	179.8	1935
13	Brick, Boarding, Plain Tile Roof	200.6	2159
14	Brick, Boarding, Tile Hanging, Plain Tile Roof	200.6	2159
15	Brick, Slate Roof	180.8	1951
16	Brick, Boarding, Plain Tile Roof	183.2	1971
17	Brick, Boarding, Plain Tile Roof	200.6	2159

Key:

-  Proposed affordable units
-  Refuse/ Recycling storage
-  Cycle storage



Rev.	Description	Int.	Date
A	Design development	DB	Sept 21

## MEADOW GARDENS SUMMERFIELD CLOSE

**CDP** Architecture Ltd  
 22-23 North Lane  
 Canterbury  
 Kent  
 CT2 7EE  
 Tel 01227 458181  
 Fax 01227 451543  
 info@thinkcdp.com  
 www.thinkcdp.com

Client  
**ROGATE**

Job Title  
**SUMMERFIELD NURSERY  
 BARNSOLE ROAD, STAPLE**

Drawing Title  
**PROPOSED  
 ANALYTICAL SITE PLAN**

Scale	Drawn	Date	Checked	As built
© A1 1:500	MW	SEPT 19		

783 : P16 A